

Accenti e Paradiddle #1.0

1)

 ① S D D ⑤ D S S

2)

 D ⑤ D D S ① S S

3)

 D S ① D S D ⑤ S

4)

 D S D ① S D S ⑤

5)

 ① ⑤ D D ⑤ ① S S

6)

 D ⑤ ① D S ① ⑤ S

7)

 D S ① ① S D ⑤ ⑤

8)

 ① S D ① ⑤ ⑤ D S ⑤


9)


 ① S ① D ⑤ D ⑤ S


10)


 D ⑤ D ① S ① S ⑤


Accenti e Paradiddle #1.1


1) 
D S D D S D S S


2) 
D S D D S D S S


3) 
D S D D S D S S


4) 
D S D D S D S S


5) 
D S D D S D S S

6) 
D S D D S D S S

7) 
D S D D S D S S

8) 
D S D D S D S S

9) 
D S D D S D S S

10) 
D S D D S D S S

Studio del Paradiddle #1.0

1)

2)

3)

4)

5)

6)

7)

8)

9)

10)

Studio del Paradiddle #1.1

1)

2)

3)

4)

5)

6)

7)

8)

9)

10)